

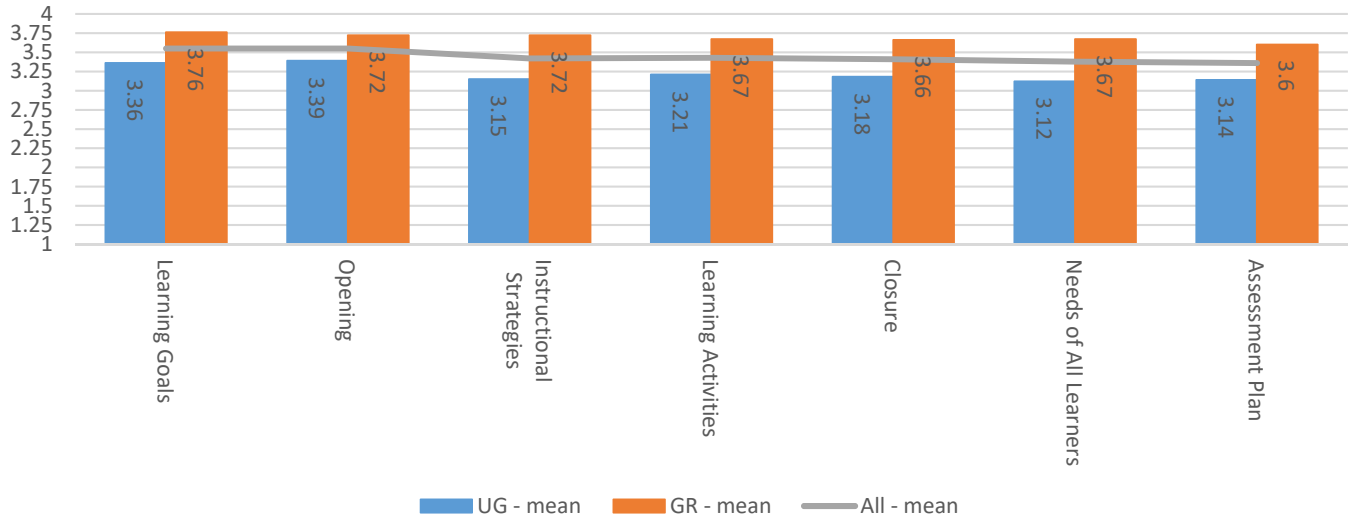
# Signature Assessment Performance Summary by Rubric & Standards

Spring 2021 through Fall 2021

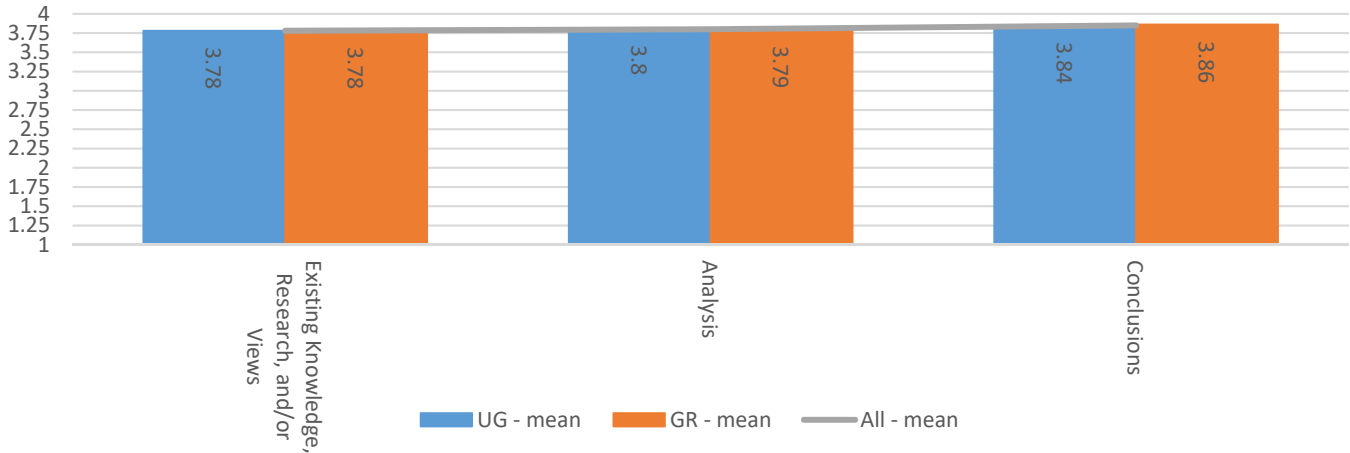
The Reflective Teaching Portfolio for teacher candidates contains signature assessments in designated courses. Each signature assessment is assessed by the course instructor using one of three rubrics: Lesson Planning; Culture, Climate & Strategy; or Critical Thinking & Inquiry. All rubrics are utilized for the Final Clinical Experience assessment. All signature assessments are assessed using the same scale: 1=Does Not Meet Expectations; 2=Approaching Expectations; 3= Meets Expectations; 4=Exceeds Expectations. Benchmark is 80% achieving a score of 3 or above.

Lesson Planning Rubric –(ED 185/585; ED 315/515; ED 386/586; ED 455/555; ED 494/594)						
Assessed Criteria	All	ALL UG	ALL GR	Assessed Criteria	ELED & SPED	Middle, Secondary & K-12
mean (%) <i>prior year</i>	n= 174	n= 92	n= 82	mean (%) <i>prior year</i>	n= 65	n= 109
Learning Goals	3.55 (97%) 3.61 (95%)	3.36 (95%) 3.39 (92%)	3.76 (99%) 3.78 (97%)	Learning Goals	3.51 (98%) 3.52 (92%)	3.57 (95%) 3.67 (98%)
Opening	3.55 (96%) 3.53 (93%)	3.39 (93%) 3.35 (89%)	3.72 (99%) 3.68 (97%)	Opening	3.54 (98%) 3.43 (89%)	3.55 (94%) 3.62 (97%)
Instructional Strategies	3.42 (89%) 3.43 (90%)	3.15 (80%) 3.24 (81%)	3.72 (99%) 3.58 (95%)	Instructional Strategies	3.34 (86%) 3.29 (84%)	3.47 (91%) 3.53 (93%)
Learning Activities	3.43 (91%) 3.45 (92%)	3.21 (88%) 3.28 (88%)	3.67 (95%) 3.57 (96%)	Learning Activities	3.42 (94%) 3.35 (90%)	3.43 (90%) 3.51 (94%)
Closure	3.41 (89%) 3.45 (93%)	3.18 (84%) 3.26 (88%)	3.66 (94%) 3.59 (97%)	Closure	3.25 (85%) 3.31 (90%)	3.50 (91%) 3.54 (95%)
Needs of All Learners	3.38 (86%) 3.52 (90%)	3.12 (78%) 3.23 (81%)	3.67 (95%) 3.75 (95%)	Needs of All Learners	3.35 (83%) 3.44 (86%)	3.39 (88%) 3.59 (91%)
Assessment Plan	3.36 (89%) 3.42 (91%)	3.14 (80%) 3.22 (88%)	3.60 (98%) 3.58 (94%)	Assessment Plan	3.26 (86%) 3.27 (89%)	3.41 (90%) 3.53 (94%)
Critical Thinking & Inquiry Rubric– (ED 245; ED 320/520; ED 370/570; ED 375/575; ED 494/594)						
Assessed Criteria	All	ALL UG	ALL GR	Assessed Criteria	ELED & SPED	Middle, Secondary & K-12
mean (%) <i>prior year</i>	n= 142	n= 55	n= 87	mean (%) <i>prior year</i>	n= 46	n= 96
Existing Knowledge, Research, and/or Views	3.78 (99%) 3.40 (91%)	3.78 (98%) 3.38 (93%)	3.78 (100%) 3.42 (89%)	Existing Knowledge, Research, and/or Views	3.87 (100%) 3.29 (87%)	3.74 (99%) 3.49 (95%)
Analysis	3.80 (100%) 3.50 (94%)	3.80 (100%) 3.45 (92%)	3.79 (100%) 3.57 (97%)	Analysis	3.87 (100%) 3.46 (94%)	3.76 (100%) 3.54 (94%)
Conclusion	3.85 (98%) 3.55 (95%)	3.84 (98%) 3.48 (95%)	3.86 (98%) 3.63 (97%)	Conclusion	3.91 (100%) 3.48 (93%)	3.82 (97%) 3.61 (98%)
Classroom Culture, Climate & Strategy Rubric – (ED 229/529; ED 235/535; ED287/587; ED 419/519; ED494/594)						
Assessed Criteria	All	ALL UG	ALL GR	Assessed Criteria	ELED & SPED	Middle, Secondary & K-12
mean (%) <i>prior year</i>	n= 199	n= 104	n= 95	mean (%) <i>prior year</i>	n=73	n= 126
Cultural Diversity	3.56 (98%) 3.32 (94%)	3.40 (97%) 3.17 (94%)	3.73 (100%) 3.47 (96%)	Cultural Diversity	3.45 (96%) 3.30 (95%)	3.62 (100%) 3.34 (95%)
Fosters Constructive Classroom Climate	3.67 (97%) 3.42 (96%)	3.45 (95%) 3.26 (94%)	3.92 (100%) 3.55 (100%)	Fosters Constructive Classroom Climate	3.52 (97%) 3.40 (98%)	3.76 (98%) 3.42 (96%)
Identify Strategies	3.63 (97%) 3.39 (95%)	3.49 (94%) 3.25 (95%)	3.79 (100%) 3.51 (96%)	Identify Strategies	3.51 (93%) 3.36 (96%)	3.71 (99%) 3.41 (95%)

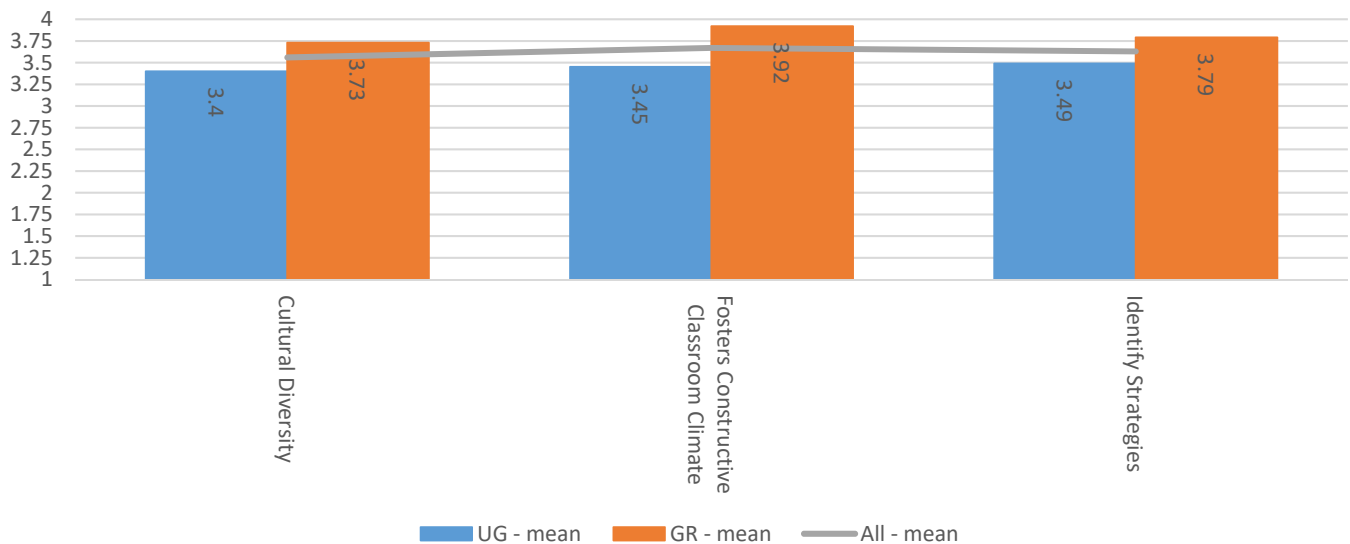
Lesson Plan Rubric by UG/GR



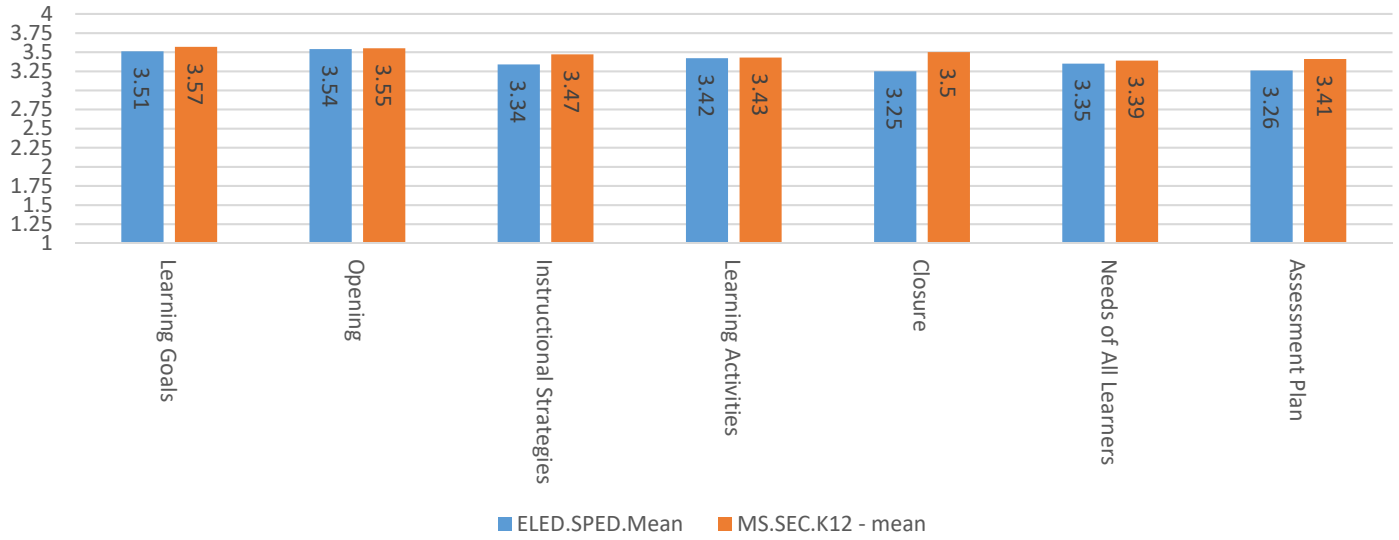
Critical Thinking & Inquiry Rubric by UG/GR



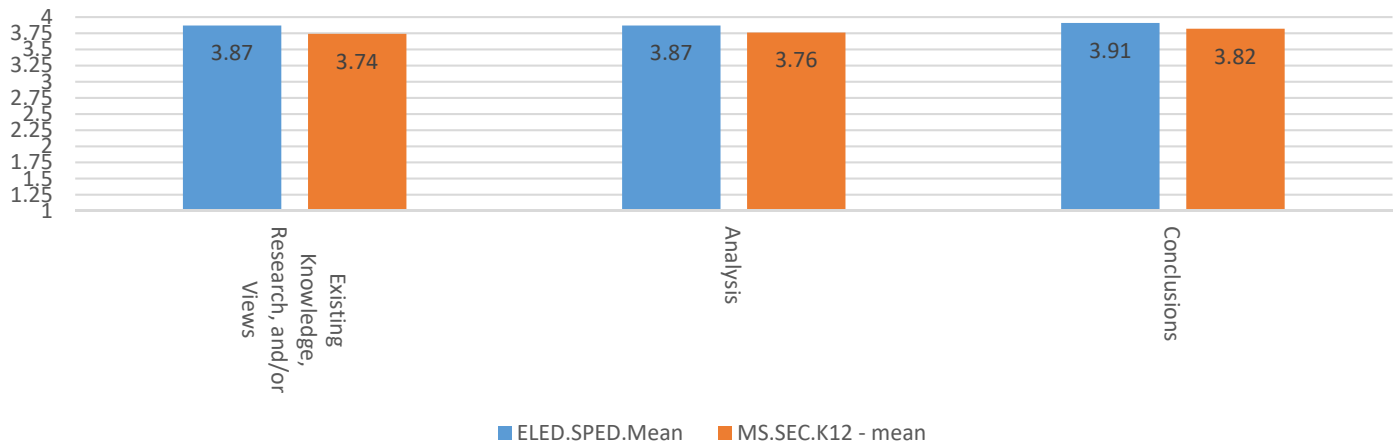
Classroom Culture, Climate & Strategy Rubric by UG/GR



### Lesson Plan by Certification Groupings



### Critical Thinking & Inquiry by Certification Groupings



### Classroom Culture, Climate & Strategy by Certification Groupings

